



## Instructions: How to Set up a Fundraiser on an Instagram profile

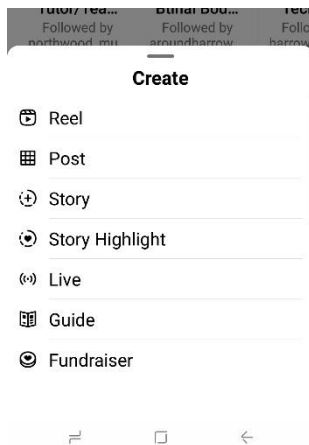
### Step one:

Go to your profile page on Instagram. On the top right corner you will see a square icon with a plus symbol. Please click on it.



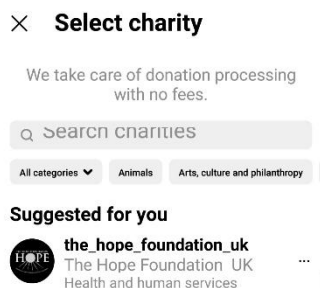
### Step two:

A menu of options will come up. Select the last option, 'Fundraiser':



### Step three:

Choose your charity – The Hope Foundation UK:

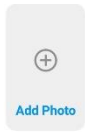


### Step four:

Write a little bit about why you are supporting HOPE and why others should donate. Set a donation goal and you are ready to post!

← **Fundraiser details**

**Fundraising for  
the\_hope\_foundation\_uk**



Tell people why this cause is important to you in a few sentences...


Fundraiser title

**Fundraiser goal** £90 >

This fundraiser will be added to your bio and shared to your followers in feed. You can edit or end it at any time.

Share fundraiser

[Learn More About Fundraisers](#)



**A fundraising button will now appear on your Instagram profile!**

Thanks for your support!